




DESCRIPTION Circle Wall is based on a simple circle shape. The lamp features a matte black nickel disc surrounded by a light burnished brass ring. Struck by the light source, these two elements redirect the light, generating shadows and reflections, which they amalgamate with and complete. Also available in a ceiling version.

PRODUCTS DETAILS	FUNCTION	WALL
	LOCATION	INTERIOR
	LIGHT EMISSION	INDIRECT LIGHT
	LIGHT SOURCE	1 × 16W LED 1340lm 2700°K
	ENERGY EFFICIENCY	F
	RATED VOLTAGE	110 - 120 V / 220 - 240 V
	FREQUENCY	50 - 60Hz
	SUPPLY	TERMINAL BLOCK

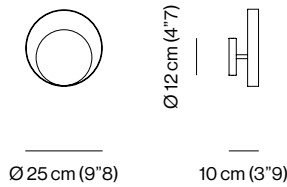
CERTIFICATION     **IP20**

MATERIALS **STRUCTURE**
M11 + M07 LIGHT BURNISHED BRASS + MATTE BLACK NICKEL

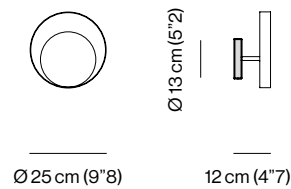
PACKAGE	QTY	DIMENSIONS	NET WEIGHT	GROSS WEIGHT	TOTAL VOL.
CIRCLE WALL Ø 25					
1 × BOX		46 × 47 × H 30 cm (18"1 × 18"5 × H 11"8)	2 kg	3,5 kg	0,06 m ³
CIRCLE WALL Ø 35					
1 × BOX		46 × 47 × H 30 cm (18"1 × 18"5 × H 11"8)	2,5 kg	4 kg	0,06 m ³

DIMENSIONS

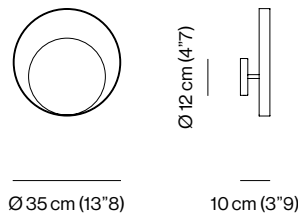
CIRCLE WALL - S



DIMMING KIT + CANOPY KIT



CIRCLE WALL - L



DIMMING KIT + CANOPY KIT

